



Metro
Roof Products®

Smart Roofs for Smart People®

Metro Roof Products, A [HWHEADWATERS](#) Company



A Company You Can Trust


Metro roof panels are backed by a 50-year limited warranty to stand against the elements. We know that installing a new roof isn't the end of the story. Your satisfaction is ultimately our success. Our warranty serves as a reminder that we're building a relationship – and relationships take time. At Metro our philosophy is pretty straightforward – listen to the customer, design to meet the needs, manufacture to the highest quality and back it all with the best warranty in the business! We take pride in our products and it shows – everywhere a Metro roof stands!





MetroROMAN® Barcelona

The SMART Steel Choice



Clear Acrylic Overglaze
 Stone Coating
 Acrylic Polymer
 Polymer Steel Primer
 Galvalume®
 Steel
 Galvalume®
 Polymer Steel Primer



50-Year Limited Warranty: Unlimited transfers & a lengthy appearance warranty.



120-MPH Wind Warranty: Tested in the harshest conditions and can be engineered for USA Coastal High Wind areas.



Hail Warranty: Class 4 –The highest UL 2218 rating for hail impact.



Lightweight and Walkable: 1.5 lb/sq. ft. Earthquake Strong with lightweight batten grid and interlocking panels provide shear strength of 1/2" plywood.



Class-A Fire Rating: Meets the strictest fire codes across the country and prevents residential fires from spreading.



Above Sheathing Ventilation: Air-space between batten or battenless panels and the roof deck provides Above Sheathing Ventilation (ASV), which can qualify for Title-24 performance.

MetroCOTTAGE™ Shingle

MetroCOTTAGE™ Shingle stone-coated steel panels use a contrasting multi-blend, high definition (HD) accent to suit almost any architecture. Each panel incorporates a unique offset, multi-grooved, deep weather side-lap with HI-LO panel surfaces that create a classic cottage look.


MetroCOTTAGE Shingle panels are offered in three standard and three premium colors*. Cover your roof with MetroCOTTAGE Shingle and your home will be glad you did!



Standard Colors




Shadow Wood-HD-51
Dark & Light Accents



Walnut-HD-60
Dark & Light Accents




Weathered Timber-HD-65
Dark & Light Accents



MetroCOTTAGE™ HD Shingle, Walnut-60

Cover your home in the lap of luxury!



A design to suit any architecture.



6



MetroSHAKE®

Metro's stone-coated Galvalume® steel roof comes in uniquely designed profiles to suit any home. They can withstand hail, rain, snow, fire and wind, all while providing greater long term savings and peace of mind. Metro panel profiles are available in a select highly reflective color range that meets Energy Star requirements. The Metro profiles in Shake, Tile, Cottage and Roman designs can be installed on battens or direct to the roof deck, providing an air space beneath the panels, creating an Above the Roof Sheathing (ASV) space.



Standard Colors




Cedar-34
Light Accent



Shadow Wood-51
Dark Accent



Walnut-60
Dark Accent



Weathered Timber-65
Dark Accent

MetroSHINGLE-HD®

Our panels are made from the world's most recycled material – Steel! The oil-free natural granite stone granules are graded to Metro's unique 18-grade size to provide a tight coating that enhances the panels pressed details and ensures long-life durability. A Metro roof will enhance your homes appearance and value and is backed by a 50-year warranty. All panels come with an attractive multi-blend high definition (HD) stone coating embedded in a UV resistant acrylic polymer for a lasting bond to the steel.



Standard-HD Colors



Cedar-HD-34
Light & Dark Accent



Shadow Wood-HD-51
Light & Dark Accent



Walnut-HD-60
Light & Dark Accent



Weathered Timber-HD-65
Light & Dark Accent



MetroSHINGLE® Premium Birch-31
(Shown in Standard NON HD)



A green roof product
designed for the future.

Advanced materials in an old-world design for any roof.





MetroTILE®, Walnut-60

MetroTILE®

MetroTILE® panels provide the graceful scalloped curves of a low-profile tile look in an exceptionally strong, lightweight roof system suitable for any home. With integrated stone-coated accessories that match perfectly with your roof. Metro has you covered from any angle, so call your local roofing contractor or metro distributor today for a presentation on these unique roof panels and accessories.



Standard Colors



Terra Cotta-55
Light Accent



Terra Cotta-55
Dark Accent



Walnut-60
Dark Accent

MetroROMAN®

Whether you choose MetroROMAN®, MetroTILE®, MetroSHAKE®, MetroSHINGLE®, or MetroCOTTAGE™ Shingle, they all create a timeless, long-lasting roof system for your home. From the true Mediterranean tile look without the excessive weight to the hand split rustic appearance of MetroSHAKE or the clean crisp lines of MetroSHINGLE all are durable, fast to install and require minimal maintenance.



Standard Colors



Terra Cotta-55
Light Accents



Mission Gold-43-CC*
Light Accents/Cool Color



Mission Red-45
Solid Color
Barcelona-23
Dark Accent



MetroROMAN®, Terra Cotta-55

Graceful beauty that captures the spirit
and strength of the Empire.






Make a Smart Investment

Join the growing list of Associations and Churches who chose a long-life stone-coated steel Metro roof. They offer the right look to suit any architecture. Metro also provides a complimentary line of stone-coated steel accessories for fast installs and weathertight security. Choose a Metro roof to protect your community's investment for the long haul.





Metro's Premium Colors





Weather Slate-68
Dark Accent



Birch-II-31
Dark Accent



Beechwood-25
Dark Accent



Sage Green
Dark Accent



Blue-32
Dark Accent



Birch-HD
MetroCOTTAGE Shingle only



Cedar-HD
MetroCOTTAGE Shingle only



Sage Green-HD
MetroCOTTAGE Shingle only



Oak-47-CC*
Dark Accent



Pearl White-70-ES**
Solid Color



Driftwood-37-CC*
Light Accent



Aspen-71-ES**
Dark Accent

To see Metro's Full color range and Standard color range by profile visit the Metro website; www.MetroRoofs.com

*Metro COOL Colors have a Total Solar Reflectance of 20% or greater.

**Special colors indicated are highly reflective and meet the minimum Energy Star requirements of 25% for reflective roofing. Always select color from a Metro stone-coated steel sample or panel, as printed colors may vary. Colors are either solid or flashed to provide a variegated non-patterned appearance. Metro colors are available in either Standard, Premium, or Special color categories, depending on the panel profile chosen. Check with your contractor or distributor prior to ordering.

Metro SMART-Accessories

Metro offers a wide range of innovative stone-coated steel accessories for all of its panel profiles. It's these simple yet well designed parts and pieces that provide a perfect finish to any roof.

Metro SMART-Accessories are universally designed and can be used with all Metro profiles, the SMART-Vent panels, and some of the MetroROMAN® Tile accessories which are unique to that profile. All Metro SMART-Accessories integrate perfectly with the surrounding roof. Remember to ask your local roofing professional to use genuine Metro SMART-Accessories on your project for that life-long look.



3093 Industry Street • Oceanside, California USA 92054 • Tel: (866) METRO-4U (638-7648) • Fax: (760) 435-1162 • www.MetroRoofs.com



Ventilation Done Right

The SMART-Vent is formed from either Shake, Shingle, Cottage, Tile or Roman profiles and all incorporate an attic baffle and are made from the same long-life steel and stone coating as Metro panels. SMART-Vents create a single, functional unit that integrates perfectly with the surrounding roof panels, eliminating labor-intensive flashing details.




A properly ventilated building breathes sufficiently to prevent the build-up of excess heat and moisture in an attic. Proper ventilation includes sharing the open vented space between the eaves and ridge lines of a building.

With an Above Sheathing Ventilated (ASV) Roof, A Metro roof is the cool choice due to the air-space created beneath the unique shape of select Metro profiles – MetroSHAKE®, MetroCOTTAGE™, MetroTILE® & MetroROMAN® panels which allow air to move from eave to ridge above the roof sheathing keeping the attic cooler in summer and warmer in winter. ASV works in hot climates by keeping the inside cool and in cold climates by ensuring the inside warmth doesn't escape to the outside requiring more energy to heat the home.





Smart Roofs for Smart People



HW HEADWATERS
Roofing Group

©2019 Headwaters. All rights reserved.

 **MADE IN
THE USA**
MA272 - CT 3/16