

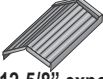









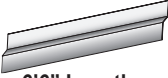



Project Name: \_\_\_\_\_

Date: \_\_\_\_\_

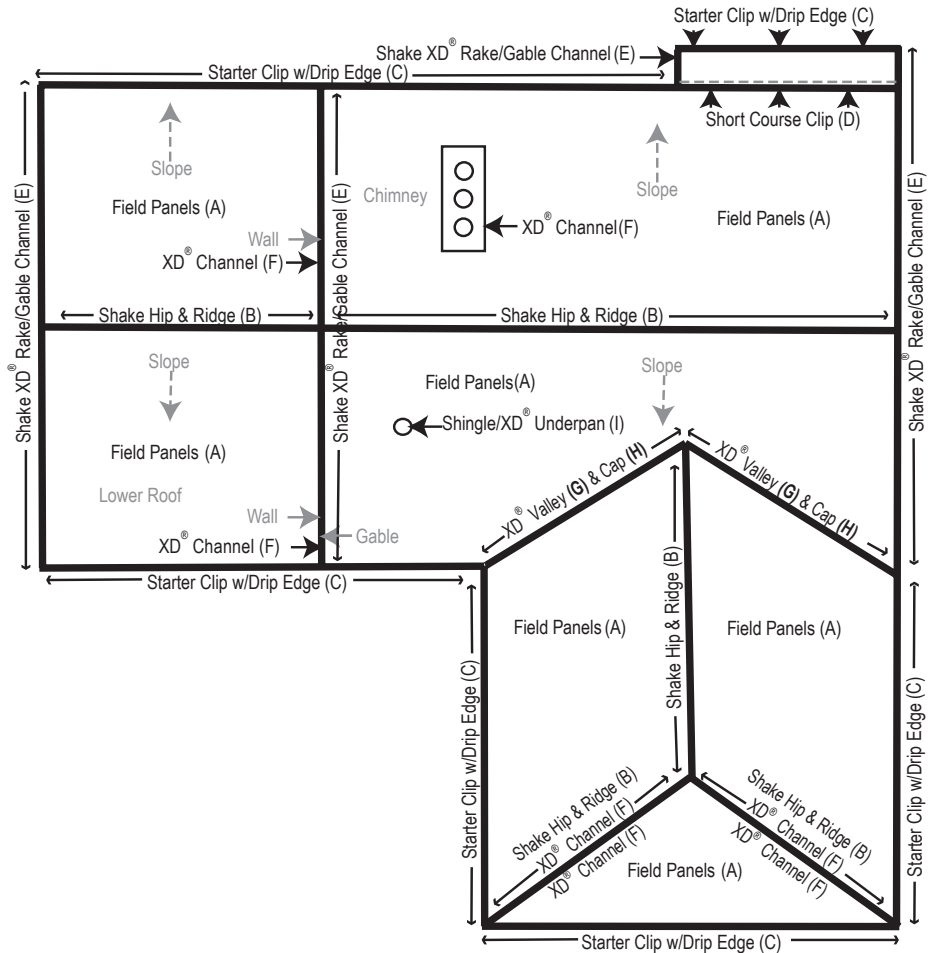
Description	Profile	Color	Calculations	Total
(A) <b>DECRA Shake XD®</b> 23.4 panels per square 12-3/8" exposure – min pitch 3:12		Select	Squares x 23.4 = Panels (10-15% Waste Factor)	
<b>DECRA Shake XD® Panel Vent</b>		Select	<b>Ventilation Calculator</b> available at <a href="http://www.decra.com">www.decra.com</a>	
(B) <b>Shake Hip &amp; Ridge</b> As needed for hip and ridge	 12-5/8" exposure	Select	Linear Feet x 12 ÷ 12.5 = Pieces Needed	
<b>Shake End Cap</b>		Select	As needed for closure at hip & ridge	
<b>DECRA Ridge Vent</b> (2) 20' rolls / package	 (2) 2-1/2" W x 1" H x 20' L		Linear Feet Ridge ÷ 20 = Packages Needed <b>Ventilation Calculator</b> available at <a href="http://www.decra.com">www.decra.com</a>	
(C) <b>Starter Clip w/ Drip Edge</b>	 6'6" Length	n/a	Linear Feet of Eave ÷ 6.4 = Pieces Needed (Allow for 1" Overlap)	
(D) <b>Short Course Clip</b>	 6'6" Length	n/a	Use with standard drip edge & allow for 1" overlap if using as alternative starter. Linear Feet of Eave ÷ 6.4 = Pieces Needed	
(E) <b>Shake XD® Rake/Gable Channel</b> For use along rakes/gables (Use standard drip edge as needed under channel)	 6'6" Length	Select	Linear Feet Rake/Gable ÷ 6 = Pieces Needed (Includes 6" Overlap)	
(F) <b>XD® Channel</b> For use at roof to side walls, along hips (both sides) (x2)	 6'6" Length	n/a	Linear Feet ÷ 6 = Pieces Needed (x1) for sidewalls, including skylights and chimneys (x2) for hips (Includes 6" overlap)	
(G) <b>DECRA High-Profile Debris Guard</b> For use along rakes/gables, hips & valleys as needed	 (2) 1-1/2" W x 1" H x 50' L	n/a	Linear Feet Rake/Gable ÷ 50 = Rolls Needed Linear Feet Hips/Valleys ÷ 50 (2) = Rolls Needed	
(H) <b>XD® Valley &amp; Cap</b> <b>Sold separately</b>	 6'6" Length	Select	Linear Feet of Valley ÷ 6 = Pieces Needed (Includes 6" Overlap)	Valley Cap (stonecoated)
(I) <b>Shingle/XD® Underpan</b> 24-3/4" x 30" (Use with Non-Lead Pipe Jacks)		n/a	1 per Roof Penetration	
<b>Side Flashing</b> For use to counter flash side wall	 6'6" Length	Select	Linear Feet ÷ 6 = Pieces Needed (Includes 6" Overlap)	
<b>Flat Sheet</b> 16" x 54"		Select		
<b>Corrosion Resistant Screws</b> #9 Hex (1/4" diameter) x 1-1/2" long	<b>2,000 / box</b> Use fasteners of sufficient length to penetrate through the sheathing (deck) by at least 1/2"	n/a	1 Box (2,000 pcs) per 15 Squares	
<b>Color Coordinated Corrosion Resistant Screws</b> #9 Hex (1/4" diameter) x 1-1/2" long	<b>500 pc / bag</b> <b>4 bags / box</b>	Dark Brown	As needed for Hip & Ridge attachment	
<b>1x2 and or 2x2 Timber Battens (Non-Treated)</b>	Stacked 2x2s / 1x2s at hips and ridges as needed	n/a		
<b>Touch-Up Kit or 5 lb. Bag of Chip</b> Use at penetrations, transitions & panels	Bag of stone chip & bottle of acrylic base coat or 5 lb. Bag of Chip	Select		

Colors: Antique Chestnut and Pinnacle Grey

\*CONSULT LOCAL BUILDING CODES. \*\*HIGH WIND AREAS REQUIRE ADDITIONAL FASTENERS. COPPER AND LEAD ACCESSORIES ARE NOT TO BE USED DUE TO DISSIMILAR METAL REACTION.

This estimate is provided in good faith and should not be assumed to reflect the exact components required to roof this plan. DECRA Roofing Systems will not be held liable for the accuracy of this estimate.

- (A) Shake XD<sup>®</sup> Field Panels  
 (10-15% waste)  
 23.4 panels per square
- (B) Shake Hip & Ridge  
 (along hip and ridge)  
 Shake Hip & Ridge Pieces  
 12-5/8" exposure
- (C) Starter Clip with Drip Edge  
 (along eave for starter)  
 6'6" Lengths
- (D) Short Course Clip  
 (short course or as alternative to  
 Starter Clip along eave)  
 6'6" Lengths
- (E) Shake XD<sup>®</sup> Rake/Gable Channel  
 (along rake/gable)  
 6'6" Lengths
- (F) XD<sup>®</sup> Channel  
 (roof-to-wall and along  
 both sides of the hip)  
 6'6" Lengths
- (G) XD<sup>®</sup> Valley  
 6'6" Lengths
- (H) Valley Cap  
 6'6" Lengths
- (I) Shingle/XD<sup>®</sup> Underpan  
 24-1/4" x 30"



- |                                  |                |                                   |
|----------------------------------|----------------|-----------------------------------|
| ✓ Tin Snips                      | ✓ Tape Measure | ✓ Table Saw                       |
| ✓ Circular Saw                   | ✓ Screw Gun    | ✓ Spray Paint                     |
| ✓ Roofing Grade Sealant/Adhesive | ✓ Hand Seamer  | ✓ Galvanized Pipe Jacks (No Lead) |
- ✓ Follow Local Code
  - ✓ Use 2 x 2s and 1 x 2s as needed to secure Hip & Ridge Pieces along hips and ridges. (Should equal the same linear footage as total Hip & Ridge Pieces; each Hip & Ridge Piece equals 12-5/8")
  - ✓ One layer of Underlayment is required.

For Installation Questions Call DECRA Roofing Systems at 800-258-9740